



# LAND POWER SRL

First time here?

Create free account

Access by SMS

## Identification data for LAND POWER SRL

Company Name	LAND POWER SRL
Fiscal Code	18485308
Registry No.	J13/769/2006
EUID	ROONRC.J13/769/2006
Date of establishment	2006.  

## Position of LAND POWER SRL in Top Companies 2023:




















Second place in Top Business Romania - CONSTANTA city, activity 3511: Production of electricity

## OSIM registered Trademarks

None.

## About LAND POWER SRL company

## Localization of LAND POWER SRL - contact information.

County	Constanta
City/District	Loc. Constanta
Address	Bdul. Mamaia 251-253 E -  -  - 
Phone	0341-432.7 -  -  0341-432.7 -  - 
Mobile	0752-007.1 -  -  - 0749-995.5 -  -  -
Email	offi -  - razv -  -
Management people:	<b>Admin.</b>   Ma -  -  - 
Web Address	<a href="#">Link WebSite</a> 

Map localization

## Predominant activity domain (reported on the balance sheet)

NACE Code	35 -  -
Activity	Produ -  -
Activity Description	This class includes: -

Mmain activity domains (according registration certificate)	
NACE Code	35 -  -
Activity	Produ -  -

	<u>Turnover</u> (Turnover is the total of sales (invoiced) in a tax year. It does not include invoiced VAT.)	<u>Net Profit</u> (Net profit is the difference between the gross profit obtained by an economic entity and the related corporation tax.)	<u>Debts</u> (Debts are current liabilities of the enterprise arising from past events and settlement that are expected to result in resource outflows.)	<u>Fixed Assets</u> (Fixed assets are goods and valuables with a useful life longer than one year and not consumed at first use.)	<u>Current Assets</u> (Current assets are values that participate in a single economic circuit (inventory, receivables, short-term investments, house and bank accounts), being held short-term (less than one year).)	<u>Equity Ownership</u> (Equity Ownership are financial resources attracted from owners (shareholders, associates), as well as those made from profit earned.)
2022	38 622 636	-25 753 211	109 960 289	63 878 571	10 014 584	-37 142 90
2021	36 699 873	0	76 388 030	65 959 421	16 296 825	-11 388 10
2020	30 799 397	-1 416 725	70 819 387	70 160 902	15 637 106	14 221 60
2019	21 477 134	-5 282 031	72 875 434	74 808 703	14 957 363	15 933 10
2018	16 007 448	-4 475 466	98 096 636	81 979 951	13 577 639	-1 845 20
2017	16 473 876	-3 616 718	98 157 179	87 455 029	11 785 245	2 632 50
2015	17 013 247	0	104 705 266	101 708 337	12 470 689	9 929 00
2014	14 252 284	176 949	106 261 576	107 836 784	12 141 043	15 362 90
2013	735 387	-2 907 825	133 754 321	109 564 524	24 173 532	-883 10
2012	2 789	-576 726	6 753 483	5 862 933	2 940 853	2 050 30
2011	7 150	-348 055	4 071 771	2 665 112	67 729	-1 338 90
2010	0	-372 811	3 266 457	2 149 498	113 839	-998 90
2009	12 263	-365 338	2 366 984	1 654 293	85 374	-627 30
2008	259 177	-148 900	1 941 245	1 066 263	315 968	-559 00
2007	0	-393 592	1 300 715	773 685	74 316	-452 70
2006	0	-88 991	329 027	175 781	88 567	-63 10

